

HOW TO MAKE AN
ARGUMENTATIVE ESSAY CLAIM
STATEMENT AND
INTRODUCTION PARAGRAPH

MAKING A CLAIM STATEMENT



CLAIM STATEMENT SETUP

The claim is where you state the main topic of your paper. It is a single sentence that tells the reader what you want them to get out of your paper. Throughout the remainder of the paper, the claim is supported by the evidence you provide from your sources.

On page 7 in your packet, you are given the following frame:

Topic: Banned Books

Position: To ban or not to ban

Reasons: separated by commas

EXAMPLE CLAIM STATEMENTS FROM SAMPLE PAPERS

Topic + Position + Reason 1, Reason 2, and Reason 3.

Roll Of Thunder Hear My Cry by Mildred Taylor should be taught in schools because it teaches children and adults that not many African Americans owned land back then, about segregation, and about the past so history doesn't repeat itself.

This book should be taught in schools because it teaches students about the violent past so that history doesn't repeat itself, it teaches student about sharecropping and segregation, and it teaches students about racial inequality.

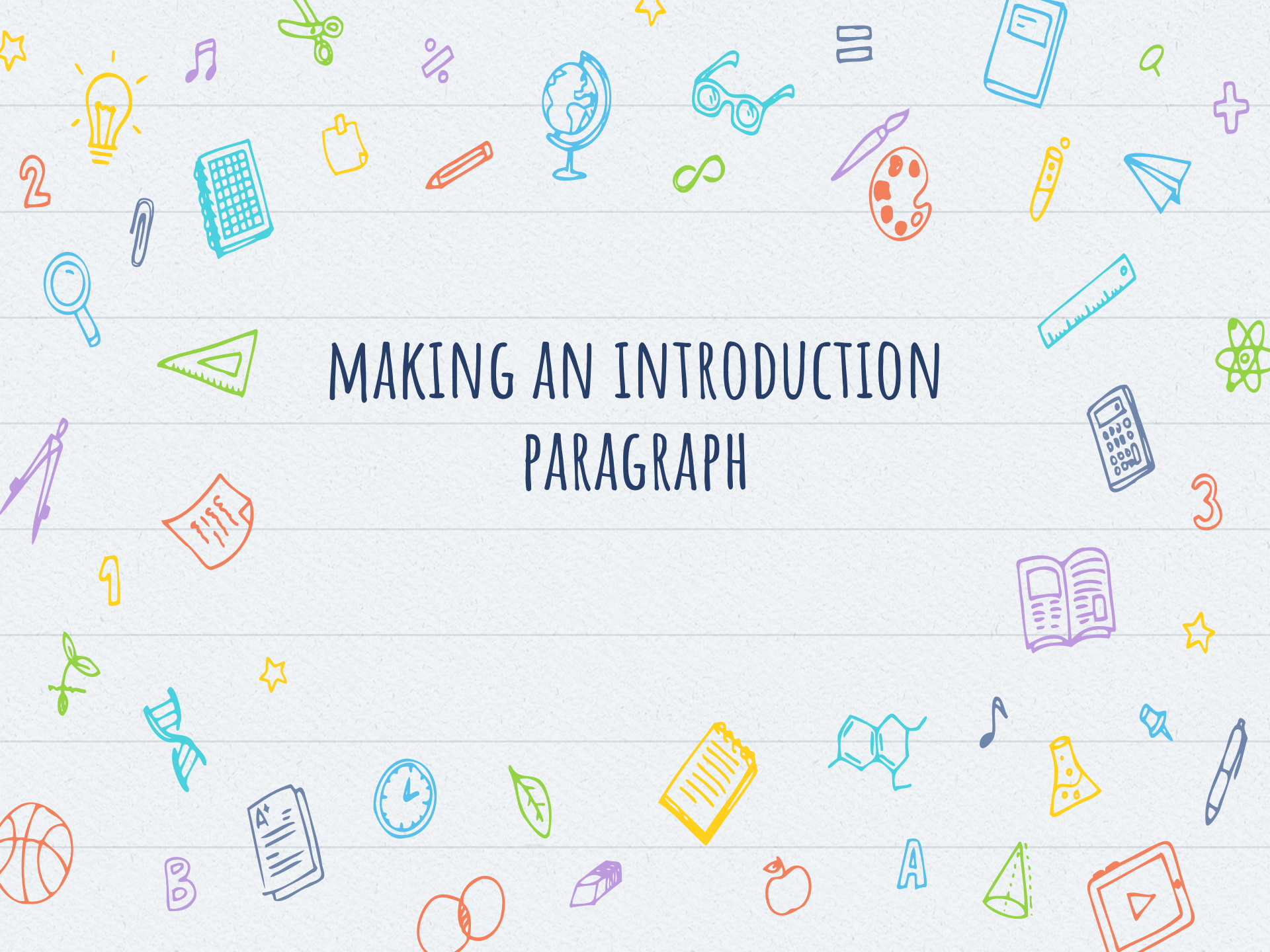
EXAMPLE CLAIM STATEMENTS

Topic + Position + Reason 1, Reason 2, and Reason 3.

Books in middle schools should be able to be banned because parents should be the ones to decide reading material, banning books protects kids until they are emotionally ready and many challenged books contain sex, drugs, or violence.

Books in middle school should not be banned because schools should follow assigned curriculums, many books that are challenged show social justice issues, and books provide an opportunity for students to understand other people outside of their own experiences.

MAKING AN INTRODUCTION PARAGRAPH



WHAT IS AN INTRODUCTION?

- An introduction is how you start your essay in one paragraph
- An introduction gives your reader a chance to get to know the subject of your essay
- An introduction has **THREE PARTS**.
 - Hook
 - Summary of Text/Issue
 - Claim Statement (This Always Goes Last)

HOOK


✘ ATTENTION GRABBER

✘ OPENER

✘ LEAD

HOW DO YOU START AN INTRODUCTION...HOOK!

- Background information that will catch the reader's attention
- An interesting fact about the setting/characters
- An interesting question
- So, Mrs. Hampton ...what's the point?



ATTENTION!

TURN AND TALK. WHY IS IT
IMPORTANT FOR YOUR READER
TO GET INTERESTED RIGHT
AWAY?

WHAT COMES AFTER THE HOOK?

- After you catch reader's attention with the first sentence, use the rest of the paragraph to lead into your CLAIM.
- You do this with a summary of information about your topic.
- **This should be general information.**
- Double check to make sure it goes with your CLAIM.

EXAMPLE HOOKS

An interesting fact/background information

Book banning is happening right now in the United States. The American Library Association has been tracking book banning since 1990, but it has been going on for years.

OR

An interesting question

Where are books being banned in the United States? The answer is in libraries, schools, and in classrooms across the country.



SUMMARY OF TOPIC

✘ NOVEL STUDY-REVIEW BOOK

✘ TOPIC STUDY-GIVE AN OVERVIEW OF
THE ISSUE AT HAND

SUMMARY OF BOOK/ISSUE

**TURN AND TALK. HOW WOULD
YOU SUMMARIZE BOOK BANNING
IN 3 SENTENCES?**

**30 SECOND SPEECH WITH
SOMEONE.**

WRITE DOWN YOUR 30 SECOND SPEECH REPORT OUT ON YOUR NOTES

- ✗ This will turn into the “summary of topic” part of your introduction!
- ✗ It will be after your **hook**
- ✗ it will be before your **claim**



CLAIM STATEMENT

✘ THESIS

✘ POSITION STATEMENT

HOW DO YOU FINISH AN INTRODUCTION?

- A CLAIM! You already have submitted a draft to Mrs. H.
- Please follow the given format for your claim statement.
- Make sure to finish with a period and to separate your reasons with commas.
- Did you know? Commas save lives 😊

WHY WE PUT COMMAS IN OUR WRITING...

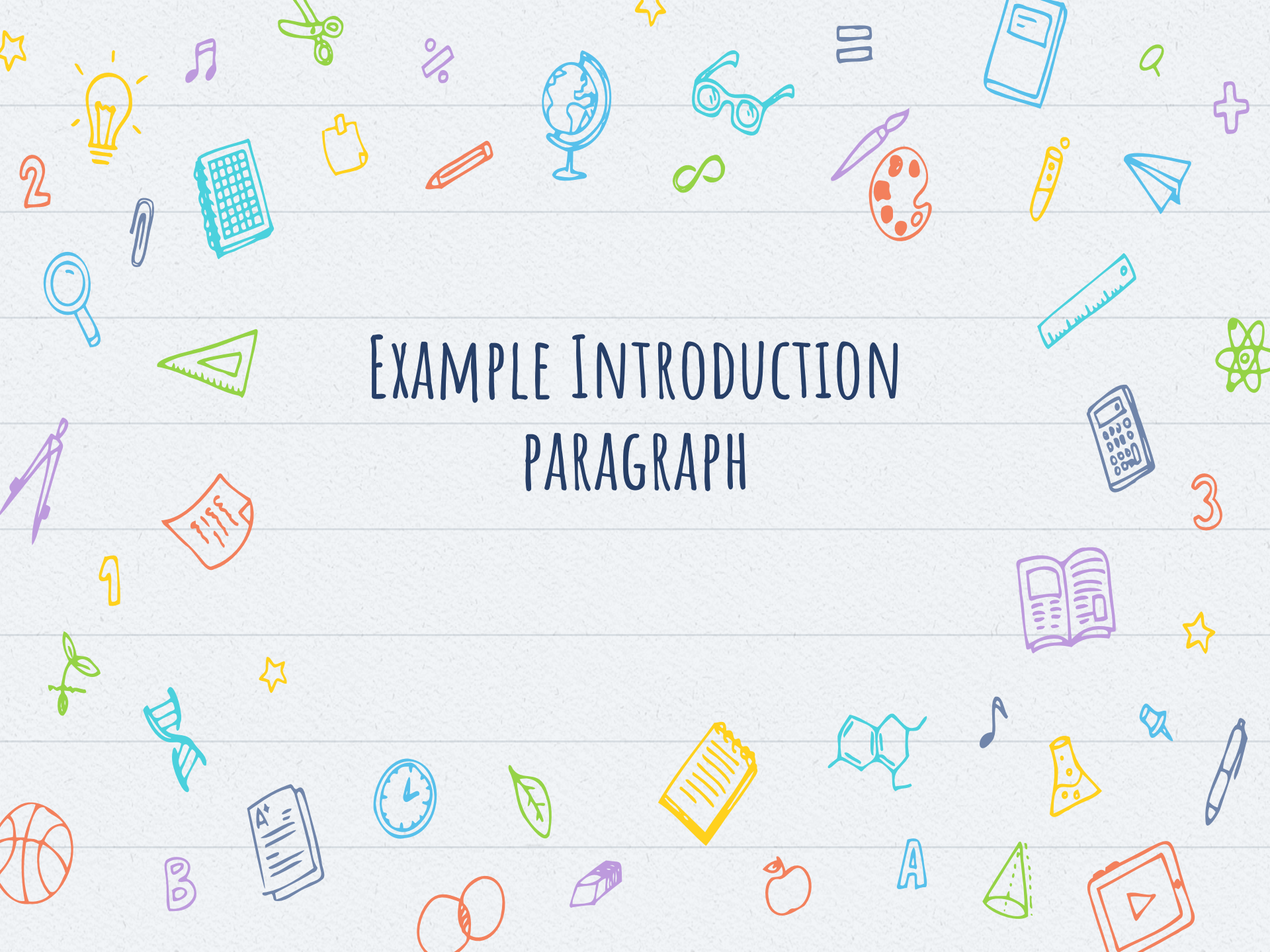
**I like
cooking my family
and my pets.**

**Use commas.
Don't be a psycho.**



**LET'S EAT GRANDMA
LET'S EAT, GRANDMA
COMMAS SAVE LIVES**

EXAMPLE INTRODUCTION PARAGRAPH



EXAMPLE INTRODUCTION PARAGRAPH

Hook+ Summary of Topic+ Claim Statement

Where are books being banned in the United States? The answer is in libraries, schools, and in classrooms across the country. Book banning is when a book is challenged as to whether or not it should be allowed to be read by a child or young person. Many times, books are challenged for inappropriate content. Many factors are considered in buying books for classrooms and school districts, but many parents and families feel like it should be ultimately up to them to decide what is best for their child. Books in middle school should not be banned because schools should follow assigned curriculums, many books that are challenged show social justice issues, and books provide an opportunity for students to understand other people outside of their own experiences.

THE NEXT STEP

- Write a rough draft of your introduction! **Due Tomorrow**
- **Type your introduction into Google Classroom.** There are directions on how to setup your paper in the assignment instructions. You will need to **ADD** a document.